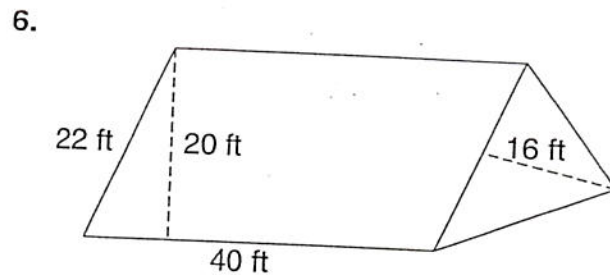
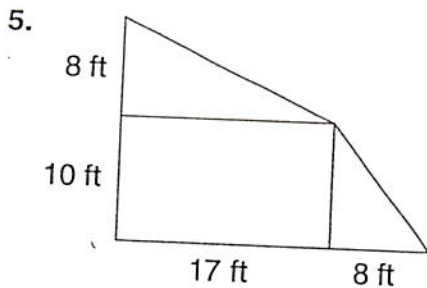
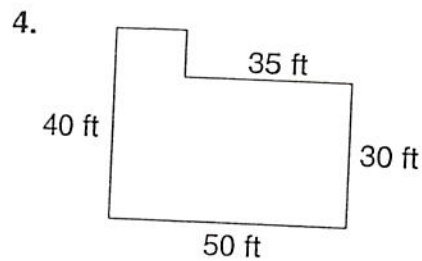
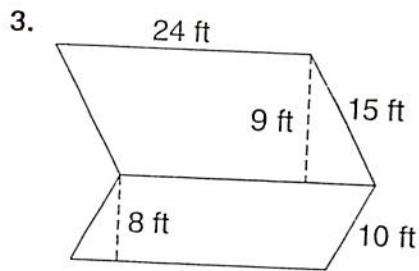
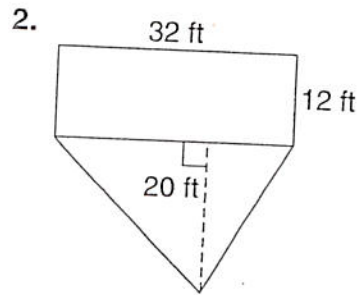
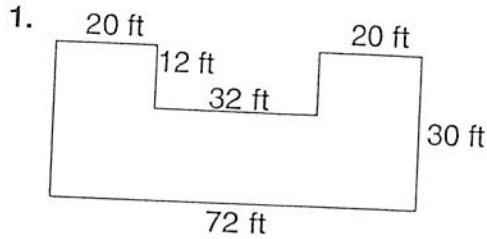


LESSON 10-3 **Puzzles, Twisters & Teasers**
Sky High

Find the area of each figure. Circle the answers at the bottom of the page. Rearrange the circled letters to solve the riddle.



What bird can lift the heaviest weights? _____

S 724 ft ²	A 408 ft ²	W 386 ft ²	E 1,776 ft ²
A 704 ft ²	L 880 ft ²	N 976 ft ²	I 1,232 ft ²
M 440 ft ²	C 278 ft ²	T 1,024 ft ²	R 1,650 ft ²